







BORE TECH

REDEFINING GUN CARE

ROD LENGTH GUIDE



www.boretech.com
cs@boretech.com

	RIFLE TYPE	STEPS
BOLT ACTION		<p>For bolt action rifles, we recommend that the cleaning rod handle stops before it passes over the rifle stock. This prevents interference with high cheek pieces, accounts for rod guide length and keeps the rod centered in the bore.</p> <ol style="list-style-type: none"> 1. Measure the Overall Length (OAL) of Your Firearms 2. Using Measurement, Select the Next Longest Rod Length Available <p>Example: Rifle OAL = 42.5 Inches; Recommended Rod Length = 44.0 Inches</p>
AR PLATFORM		<ol style="list-style-type: none"> 1. Measure Barrel Length Including any Flash Hiders, Breaks, Etc. 2. Measure Rod Guide Overall Length (OAL) Note: Bore Tech Rod Guide Lengths are Found Under the Specification Tab Located on Their Respective Product Pages 3. Use Measurements & Below Formula to Calculate Recommended Rod Length Barrel Length + Rod Guide Length + 3 Inches = Recommended Rod Length 4. Select the Next Longest Rod Available <p>Example: Barrel/Flash Hider OAL = 18.0 Inches AR-15 Patch Guide OAL = 14.0 Inches Additional Length = 3.0 Inches Formula Results = 35.0 Inches; Proper Rod Length = 36.0 Inches</p>
SEMI-AUTO/ LEVER ACTION		<p>For semi-auto/lever action rifles that must be cleaned from the muzzle, we recommend trying to keep the rod length as short as possible while making sure that jags and brushes completely clear the chamber. A muzzle guard is recommended.</p> <ol style="list-style-type: none"> 1. Measure Barrel Length Including Any Flash Hiders, Breaks, Etc. 2. Using Measurement, Select the Next Longest Rod Length Available <p>Example: Barrel OAL = 22.0 Inches; Recommended Rod Length = 25.0 Inches</p>
ROD LENGTH		<p>All rod lengths displayed are the "Working Length" of the rod. The measurements DO NOT include the length of the handle. For rod overall length (OAL), add 5.5 inches to the rod's working length.</p>